

Q2 (Pattern) Day 34 Name: _____

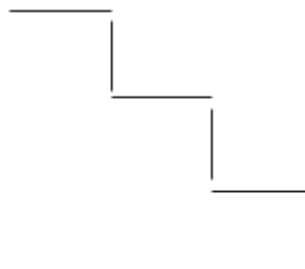
1. Look at the following patterns made from sticks.



Pattern 1



Pattern 2



Pattern 3

a) There are **two** sticks in **Pattern 1**. **How many** sticks are there in **Pattern 5**?
Write your answer in the space below.

_____ sticks

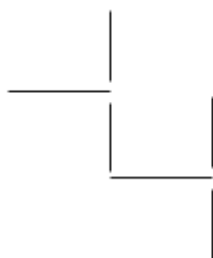
b) Look again at the patterns. Using these patterns, **find the pattern** which uses **18 sticks**. Write the **number** of this pattern in the space below.

Pattern _____

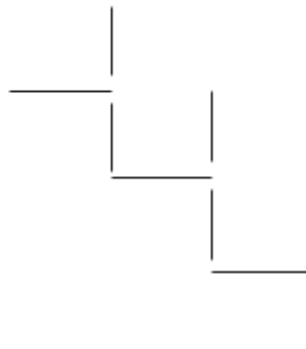
2. Look at the following patterns made from sticks.



Pattern 1



Pattern 2



Pattern 3

a) There are **three** sticks in **Pattern 1**. **How many** sticks are there in **Pattern 6**?
Write your answer in the space below.

_____ sticks

b) Look again at the patterns. Using these patterns, **find the pattern** which uses **33 sticks**. Write the **number** of this pattern in the space below.

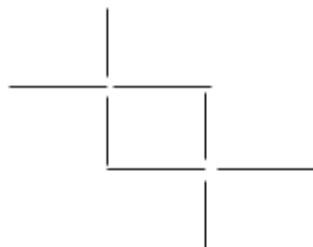
Pattern _____

3. Look at the following patterns made from sticks.

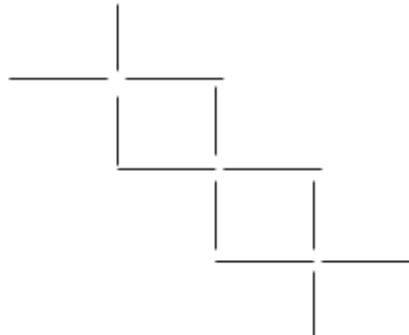
Pattern 1



Pattern 2



Pattern 3



a) There are **four** sticks in **Pattern 1**. **How many** sticks are there in **Pattern 5**?
Write your answer in the space below.

_____ sticks

b) Look again at the patterns. Using these patterns, **find the pattern** which uses **32 sticks**. Write the **number** of this pattern in the space below.

Pattern _____

4. Look at the following patterns made from sticks.



Pattern 1



Pattern 2



Pattern 3

a) There are **four** sticks in **Pattern 1**. **How many** sticks are there in **Pattern 6**?
Write your answer in the space below.

_____ sticks

b) Look again at the patterns. Using these patterns, **find the pattern** which uses **31 sticks**. Write the **number** of this pattern in the space below.

Pattern _____


5. Look at the following patterns made from sticks.



Pattern 1



Pattern 2



Pattern 3

a) There are **four** sticks in **Pattern 1**. **How many** sticks are there in **Pattern 4**?
Write your answer in the space below.

_____ sticks

b) Look again at the patterns. Using these patterns, **find the pattern** which uses **84 sticks**. Write the **number** of this pattern in the space below.

Pattern _____

6. Look at the following patterns made from sticks.



Pattern 1



Pattern 2



Pattern 3

a) There are **four** sticks in **Pattern 1**. **How many** sticks are there in **Pattern 8**?
Write your answer in the space below.

_____ sticks

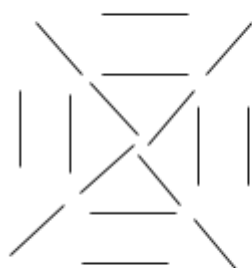
b) Look again at the patterns. Using these patterns, **find the pattern** which uses **52 sticks**. Write the **number** of this pattern in the space below.

Pattern _____

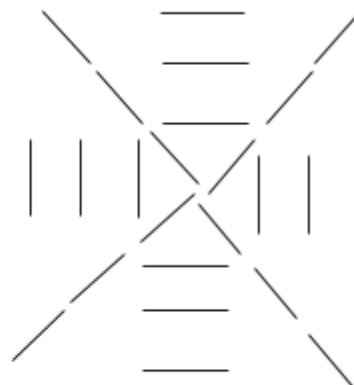
7. Look at the following patterns made from sticks.



Pattern 1



Pattern 2



Pattern 3

a) There are **eight** sticks in **Pattern 1**. **How many** sticks are there in **Pattern 5**?
Write your answer in the space below.

_____ sticks

b) Look again at the patterns. Using these patterns, **find the pattern** which uses **64 sticks**. Write the **number** of this pattern in the space below.

Pattern _____

8. Look at the following patterns made from sticks.



Pattern 1



Pattern 2



Pattern 3

a) There are **three** sticks in **Pattern 1**. **How many** sticks are there in **Pattern 6**?
Write your answer in the space below.

_____ sticks

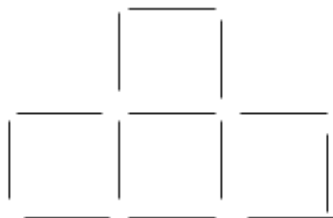
b) Look again at the patterns. Using these patterns, **find the pattern** which uses **34 sticks**. Write the **number** of this pattern in the space below.

Pattern _____

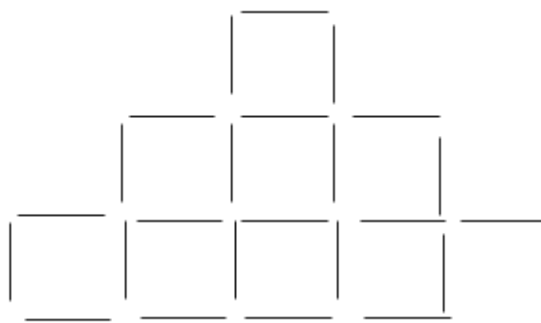
9. Look at the following patterns made from sticks.



Pattern 1



Pattern 2



Pattern 3

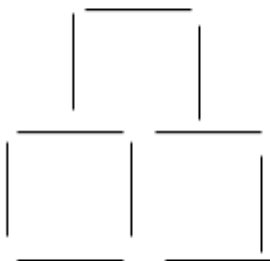
There are **four** sticks in **Pattern 1**. **How many** sticks are there in **Pattern 4**?
Write your answer in the space below.

_____ sticks

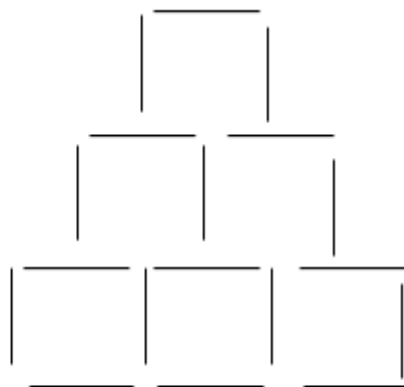
10. Look at the following patterns made from sticks.



Pattern 1



Pattern 2



Pattern 3


There are **four** sticks in **Pattern 1**. **How many** sticks are there in **Pattern 4**?
Write your answer in the space below.

_____ sticks


11. Look at the following patterns made from sticks.



Pattern 1



Pattern 2

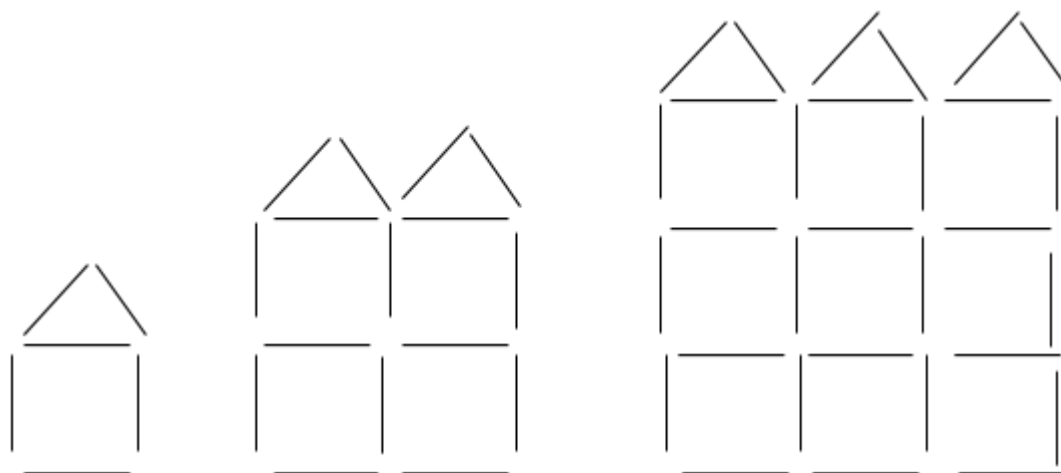


Pattern 3

There are **four** sticks in **Pattern 1**. **How many** sticks are there in **Pattern 4**?
Write your answer in the space below.

_____ sticks

12. Look at the following patterns made from sticks.



Pattern 1

Pattern 2

Pattern 3

There are **six** sticks in **Pattern 1**. **How many** sticks are there in **Pattern 4**?
Write your answer in the space below.

_____ sticks

Answers

- | | |
|-----------------|--------------|
| 1. a) 10 | b) 9 |
| 2. a) 18 | b) 11 |
| 3. a) 20 | b) 8 |
| 4. a) 19 | b) 10 |
| 5. a) 40 | b) 6 |
| 6. a) 32 | b) 13 |
| 7. a) 40 | b) 8 |
| 8. a) 19 | b) 11 |
| 9. 43 | |
| 10.28 | |
| 11.40 | |
| 12.48 | |