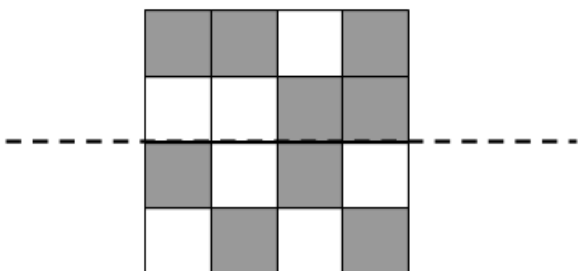


**Q5 (Symmetry ) Day 32 Name:** \_\_\_\_\_

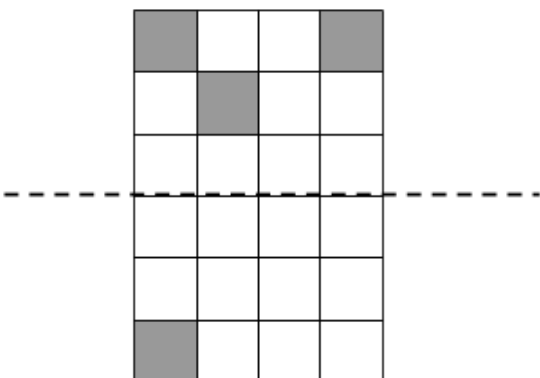
1. Look at the shape below. It has a **mirror line** running through the **horizontal** of the shape. Shade in **two more squares** on the shape to make the shape **symmetrical along the mirror line**.



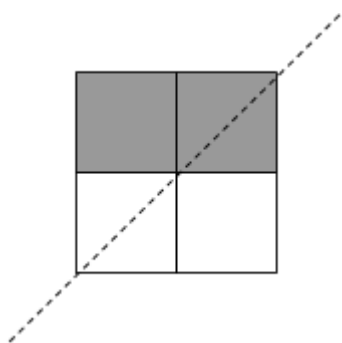
2. Look at the shape below. It has a **mirror line** running through the **horizontal** of the shape. Shade in **three more squares** on the shape to make the shape **symmetrical along the mirror line**.



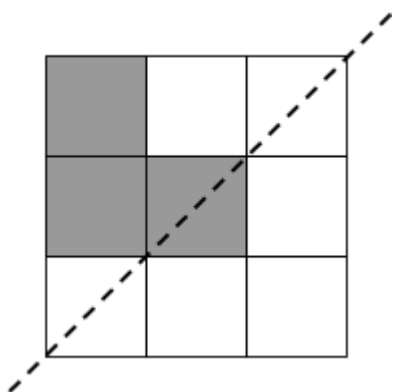
3. Look at the shape below. It has a **mirror line** running through the **horizontal** of the shape. Shade in **two more squares** on the shape to make the shape **symmetrical along the mirror line**.



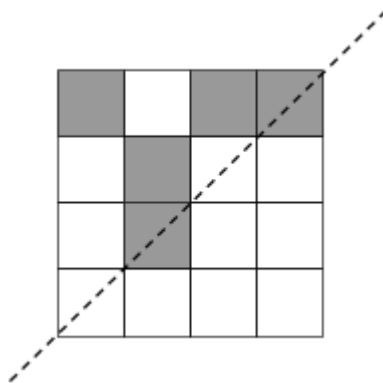
4. Look at the shape below. It has a **mirror line** running through the **diagonal** of the shape. Shade in **one more square** on the shape to make the shape **symmetrical along the mirror line**.



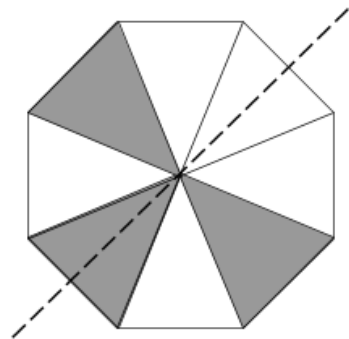
5. Look at the shape below. It has a **mirror line** running through the **diagonal** of the shape. Shade in **two more squares** on the shape to make the shape **symmetrical along the mirror line**.



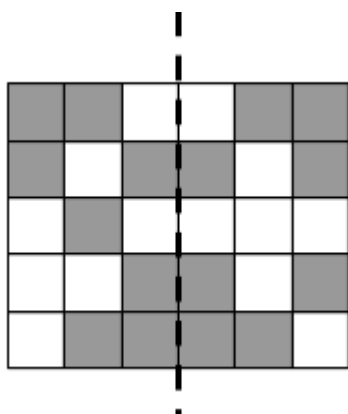
6. Look at the shape below. It has a **mirror line** running through the **diagonal** of the shape. Shade in **three more squares** on the shape to make the shape **symmetrical along the mirror line**.



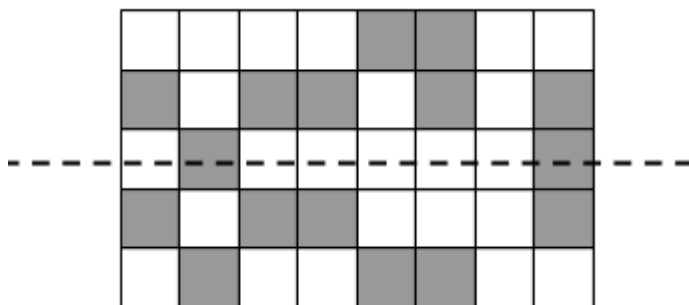
7. Look at the shape below. It has a **mirror line** running through the **diagonal** of the shape. Shade in **three more triangles** on the shape to make the shape **symmetrical along the mirror line**.



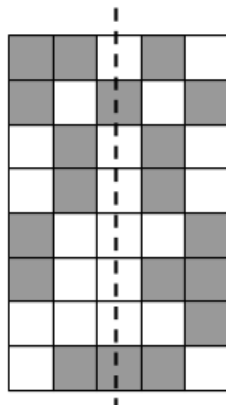
8. Look at the shape below. It has a **mirror line** running through the **vertical** of the shape. Shade in **two more squares** on the shape to make the shape **symmetrical along the mirror line**.



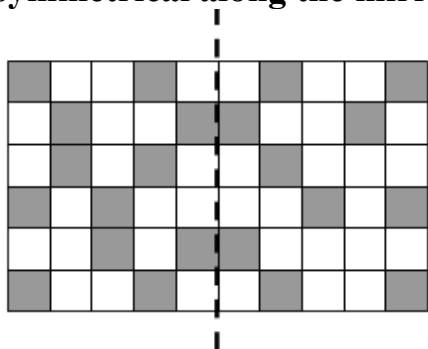
9. Look at the shape below. It has a **mirror line** running through the **horizontal** of the shape. Shade in **two more squares** on the shape to make the shape **symmetrical along the mirror line**.



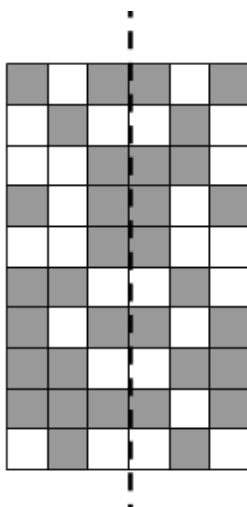
10. Look at the shape below. It has a **mirror line** running through the **vertical** of the shape. Shade in **three more squares** on the shape to make the shape **symmetrical along the mirror line**.



11. Look at the shape below. It has a **mirror line** running through the **vertical** of the shape. Shade in **two more squares** on the shape to make the shape **symmetrical along the mirror line**.



12. Look at the shape below. It has a **mirror line** running through the **vertical** of the shape. Shade in **three more squares** on the shape to make the shape **symmetrical along the mirror line**.



Answers

