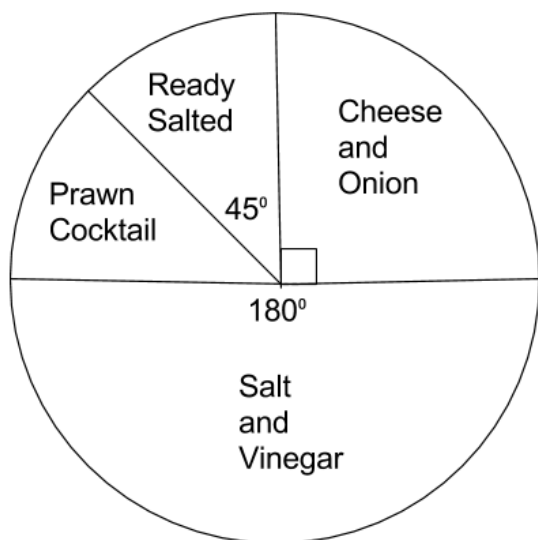


Q4 (Pie Chart) Day 44 Name: _____

1. John asks a number of children about **their favourite crisps**. He draws the **pie chart** below.



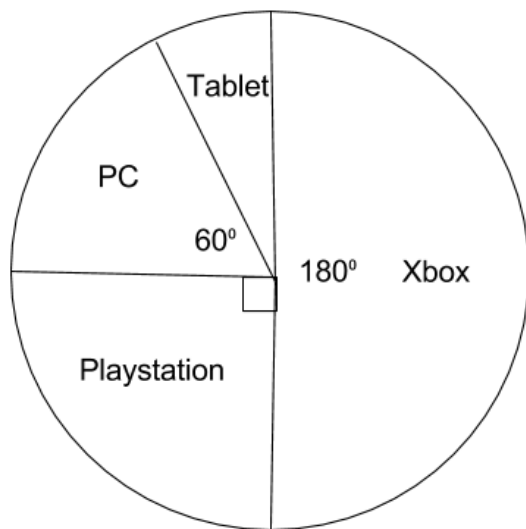
a) He finds out that 6 children prefer ready salted. **How many** children prefer cheese and onion? Write your answer in the space below.

_____ children

b) **How many** children **in total** did John ask? Write your answer in the space below.

_____ children

2. Ruth asks a number of adults about **their favourite games console**. She draws the **pie chart** below.



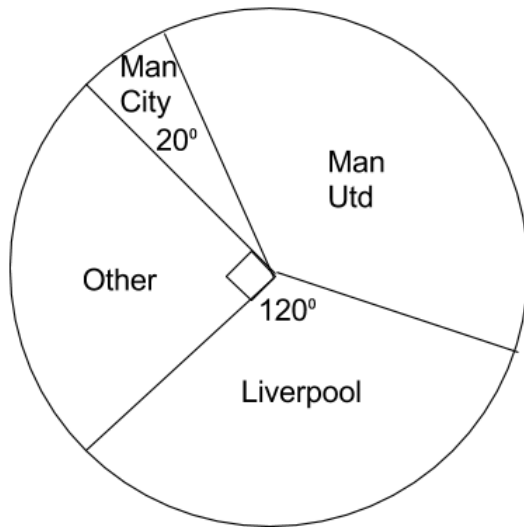
a) She finds out that 12 adults prefer the PlayStation. **How many** adults prefer the tablet? Write your answer in the space below.

_____ adults

b) **How many** adults **in total** did Ruth ask? Write your answer in the space below.

_____ adults

3. Toby asks a number of children about **their favourite football team**. He draws the **pie chart** below.



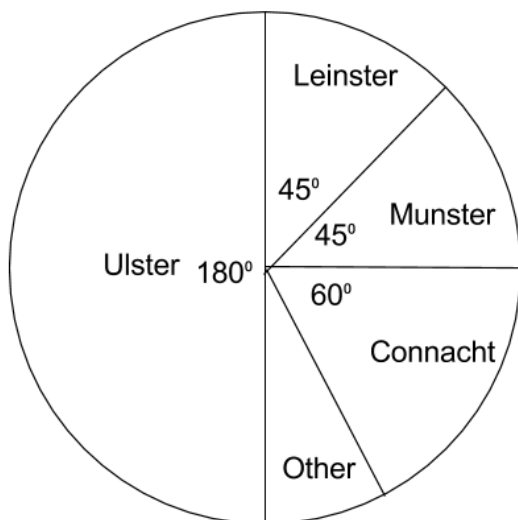
a) He finds out that 4 children prefer Man City. **How many** children prefer Liverpool? Write your answer in the space below.

_____ children

b) **How many children in total** did Toby ask? Write your answer in the space below.

_____ children

4. Grace asks a number of adults about **their favourite rugby team**. She draws the **pie chart** below.



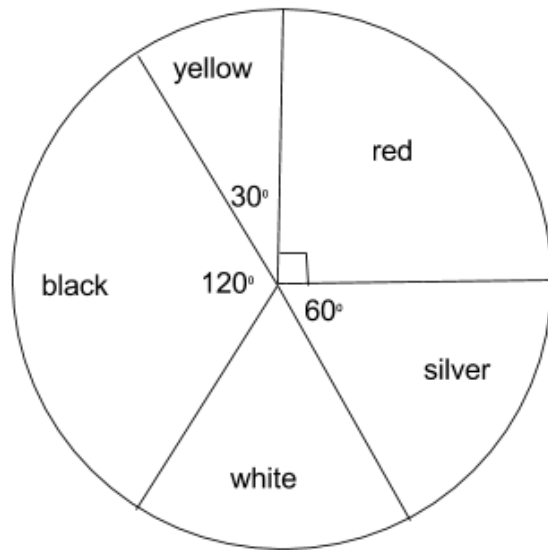
a) She finds out that 18 adults prefer Ulster. **How many** adults prefer other? Write your answer in the space below.

_____ adults

b) **How many** adults **in total** did Grace ask? Write your answer in the space below.

_____ adults

5. Derek asks a number of adults about **the colour of their car**. He draws the **pie chart** below.



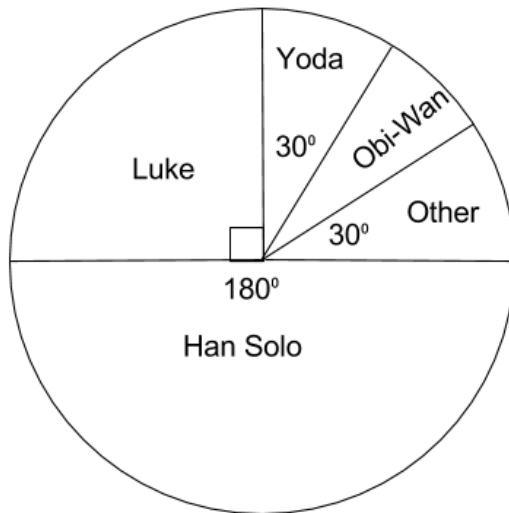
a) He finds out that 9 adults each had a **yellow** car. **How many** adults had a **red** car? Write your answer in the space below.

_____ adults

b) **How many** adults **in total** did Derek ask? Write your answer in the space below.

_____ adults

6. Gemma asks a number of children about **their favourite Star Wars character**. She draws the **pie chart** below.



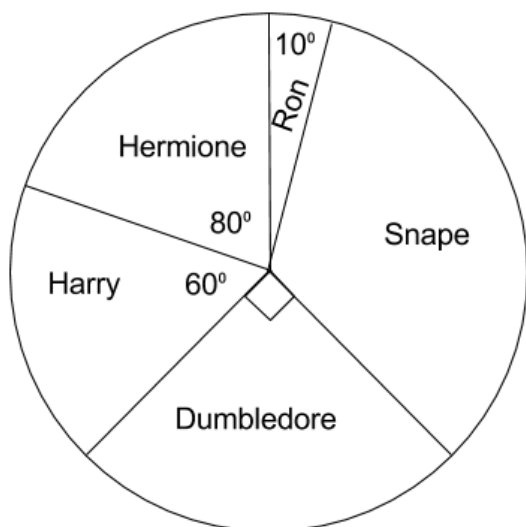
a) She finds out that 11 children prefer Yoda. **How many** children prefer Han Solo? Write your answer in the space below.

_____ children

b) **How many children in total** did Gemma ask? Write your answer in the space below.

_____ children

7. Sam asks a number of adults about **their favourite Harry Potter character**. He draws the **pie chart** below.



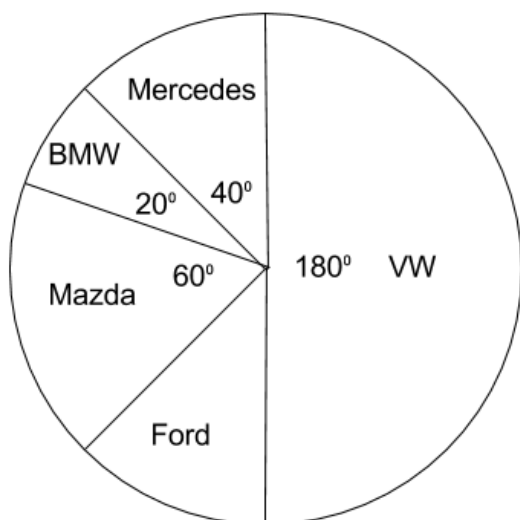
a) He finds out that 18 adults prefer Harry. **How many** adults prefer Ron? Write your answer in the space below.

_____ adults

b) **How many** adults **in total** did Sam ask? Write your answer in the space below.

_____ adults

8. Clare asks a number of adults about **their favourite car**. She draws the **pie chart** below.



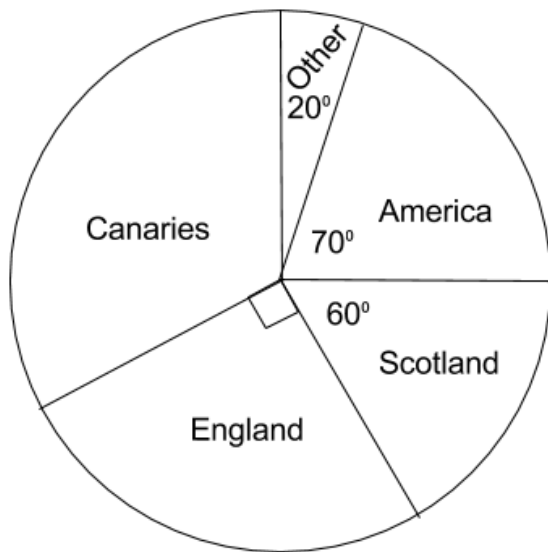
a) She finds out that 72 adults prefer VW. **How many** adults prefer Ford? Write your answer in the space below.

_____ adults

b) **How many** adults **in total** did Clare ask? Write your answer in the space below.

_____ adults

9. Pat asks a number of children about **their favourite holiday destination**. He draws the **pie chart** below.



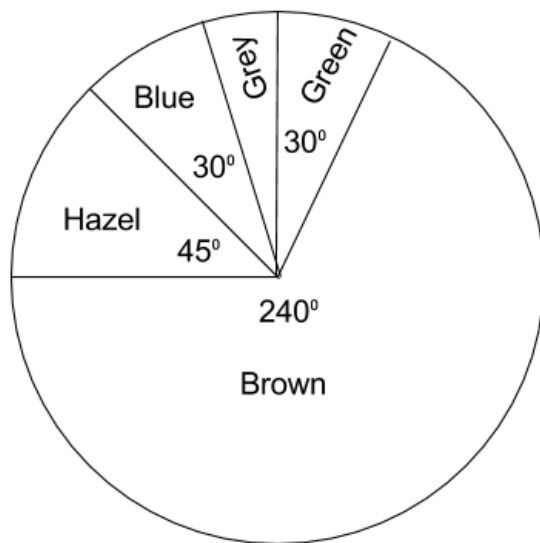
a) He finds out that 24 children prefer other. **How many** children prefer Canaries? Write your answer in the space below.

_____ children

b) **How many children in total** did Pat ask? Write your answer in the space below.

_____ children

10. Isla asks a number of adults about **the colour of their eyes**. She draws the **pie chart** below.



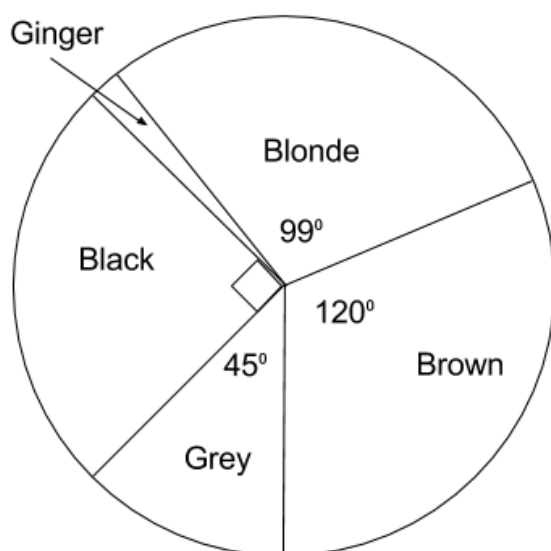
a) She finds out that 30 adults each had **Hazel eyes**. **How many** adults had Grey eyes? Write your answer in the space below.

_____ adults

b) **How many** adults **in total** did Isla ask? Write your answer in the space below.

_____ adults

11. Joe asks a number of adults about **the colour of their hair**. He draws the **pie chart** below.



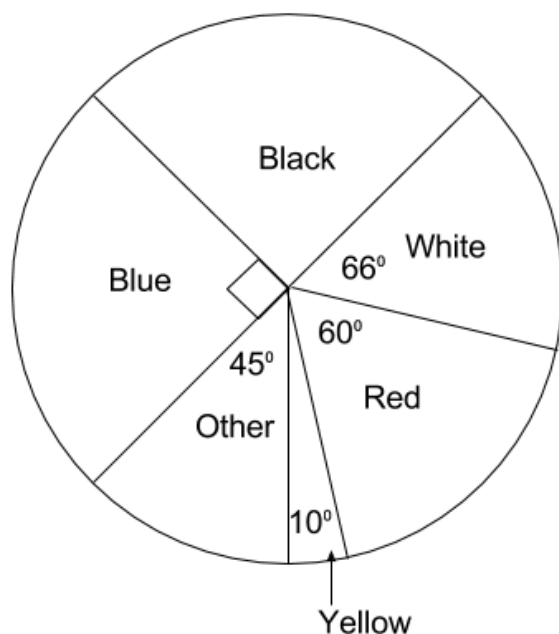
a) He finds out that 5 children each had Ginger hair. **How many** children had a **Black hair**? Write your answer in the space below.

_____ adults

b) **How many** adults **in total** did Joe ask? Write your answer in the space below.

_____ adults

12. Izzy asks a number of children about **the colour of their front door**. She draws the **pie chart** below.



a) She finds out that 40 children each had a **yellow** front door. **How many** children had a **white** front door? Write your answer in the space below.

_____ children

b) **How many** children **in total** did Izzy ask? Write your answer in the space below.

_____ children

Answers

- | | |
|------------------|----------------|
| 1. a) 12 | b) 48 |
| 2. a) 4 | b) 48 |
| 3. a) 24 | b) 72 |
| 4. a) 3 | b) 36 |
| 5. a) 27 | b) 108 |
| 6. a) 66 | b) 132 |
| 7. a) 3 | b) 108 |
| 8. a) 24 | b) 144 |
| 9. a) 144 | b) 432 |
| 10.a) 10 | b) 240 |
| 11.a) 75 | b) 300 |
| 12.a) 264 | b) 1440 |