

Daily 5: Day 60

Name: _____

1

What is 263 minutes in hours and minutes?

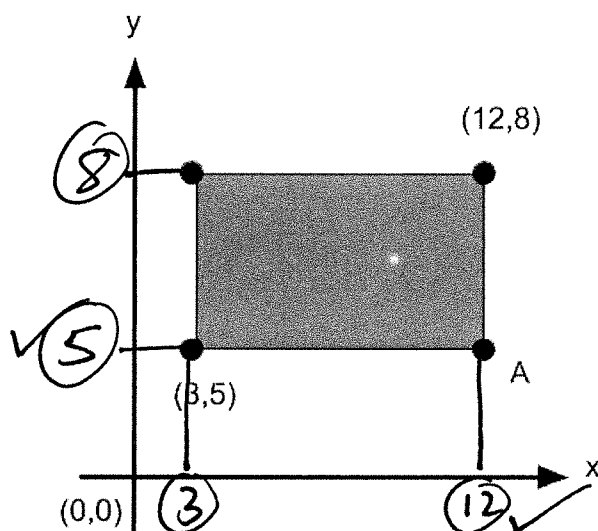
$$\begin{array}{r} -240 \\ 023 \end{array} \checkmark$$

$$\begin{array}{l} 60 = 1 \\ 120 = 2 \\ 180 = 3 \\ \underline{240 = 4} \checkmark \\ 300 = 5 \end{array}$$

- A 4hrs 23mins B 4hrs 3mins C 3hrs 23mins D 4hrs 33mins E 5hrs 3mins

2

Look at the diagram below.



What is the coordinate of point A?

- A (5, 12) B (12, 5) C (12, 2) D (2, 12) E (5, 2)

3

Simon is holding a miniature cube. It has a side length of 0.6cm.

What is the volume of the cube?

- A 1.8cm³ B 0.36cm³ C 0.216cm³ D 0.18cm³ E 0.0216cm³

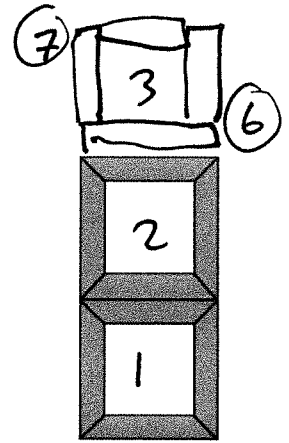
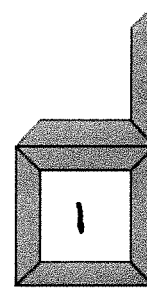
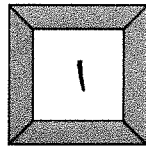
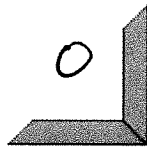
$$0.\underline{6} \times 0.\underline{6} \times 0.\underline{6} = 0.\underline{216}$$

$$6 \times 6 \times 6 = 216$$

4

Look at the pattern below.
It is made up of isosceles trapezium tiles.

0



Pattern 1

Pattern 2

Pattern 3

Pattern 4

Pattern 5

0

0

1

1

2

You will notice in pattern 3 and 4 there is one white square in the middle of the trapezium tiles and in pattern 5 there are two white squares in the middle of the trapezium tiles.

How many white squares will be created in pattern 7?

- A 2 B 4 **C 3** D 5 E 6

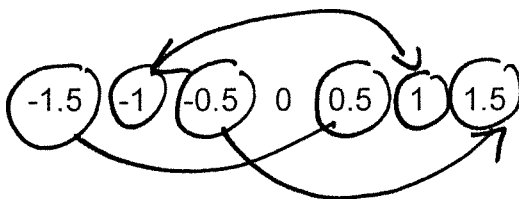
1	2	3	4	5	6	7
0	0	1	1	2	2	3

For question 5, you have to circle your answers below.

5

Look at the numbers below.

Circle any correct pair which have a difference of 2.



- 1.5 and 0.5
- 1 and 1
- 0.5 and 1.5

any of the above.

Read the **whole** passage carefully, then answer the questions that follow.

Practice Makes Perfect

1. Oliver was excited when his grandmother invited him into her pottery studio. After all, Nana
2. did not give all her grandchildren such an invitation. Oliver looked forward to sinking his ⁴ hands ¹
3. into some wet clay and placing his bowl in the heated kiln until it hardened like stone.
4. "Be careful with that," Nana said as Oliver picked up one of the bowls. The boy gently ² put the
5. bowl back on the shelf and stuck his hands inside his ³ pockets. He was anxious to get started
6. on the lesson Nana had promised him. And he didn't want to risk losing that chance by
7. breaking any of her finished pieces of pottery. ⁴
8. Five hours later, Oliver was frustrated and tired. His first attempt, a black blob that looked
9. more like a rock than a bowl, was a failure. His second attempt was hardly any better.
10. However, he had at least figured out how to make a smooth opening in the centre of the clay.
11. Meanwhile, Nana was keeping busy. A wide, shallow bowl and a deep, narrow bowl rested
12. on Nana's worktable. Her practiced hands began to shape yet another spinning lump of clay. ⁵
13. "I'll never get it!" Oliver said, feeling defeat close in. ⁴
14. Nana looked at her grandson and sighed. "Don't worry, you'll get it," she reassured him. "The
15. only way you won't learn is if you give up." ⁴

For these questions you have to **write your answers**, neatly, in the boxes provided.

- 1** Look at lines 1–3. What two details show that Oliver was looking forward to his visit to the pottery studio?

Excited, looked forward to
sinking his hands in clay.

- 2** Look at lines 4–7. How does Oliver react when Nana warns him to be careful? Give two details.

put bowl back, hands in
pockets.

- 3 Look at lines 8–9. Which word shows that Oliver's first attempt at making a bowl was unsuccessful?

Failure

- 4 Which one part of speech are the following words as they appear in the passage?
him (line 1), her (line 7), it (line 13), you (line 15)

Pronoun

- 5 Which part of speech is 'spinning' as it appears in the passage? (line 12)

adjective