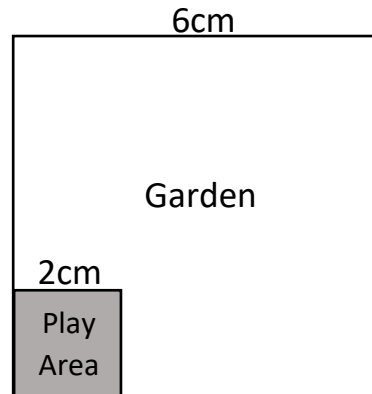


Q5 (Perimeter) Day 68 **Name:** _____

1. Look at the **plan** of a garden below. In one corner of the garden is a children's '**play area**'. The garden and the play area are both **square**. The ground in the play area is made up of soft plastic material. The part of the garden **outside the play area** is covered with **grass**.



On the plan: **1 centimetre represents 2 metres**

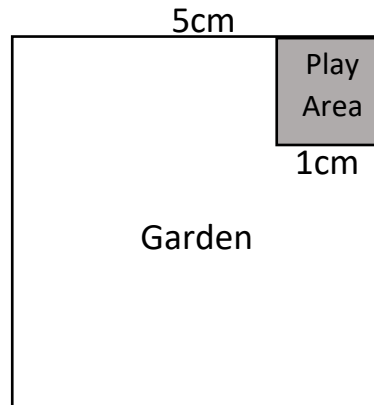
a) Find the **area** of the play area bed **on the plan**. Write your answer in the space below.

_____ cm²

b) Find the **actual perimeter** of the **part** of the garden which is **covered with grass**. Write your answer in the space below.

_____ metres

2. Look at the **plan** of a garden below. In one corner of the garden is a children's '**play area**'. The garden and the play area are both **square**. The ground in the play area is made up of soft plastic material. The part of the garden **outside the play area** is covered with **grass**.



On the plan: **1 centimetre represents 2 metres**

a) Find the **area** of the play area bed **on the plan**. Write your answer in the space below.

_____ cm²

b) Find the **actual perimeter** of the **part** of the garden which is **covered with grass**. Write your answer in the space below.

_____ metres

3. Look at the **plan** of a garden below. In one corner of the garden is a children's '**play area**'. The garden and the play area are both **square**. The ground in the play area is made up of soft plastic material. The part of the garden **outside the play area** is covered with **grass**.



On the plan: **1 centimetre represents 3 metres**

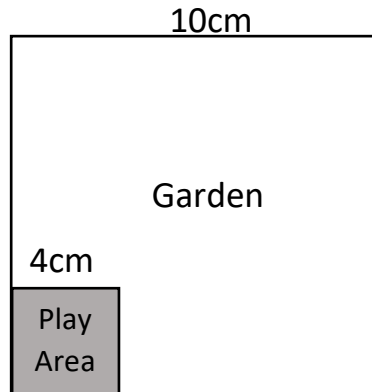
a) Find the **area** of the play area bed **on the plan**. Write your answer in the space below.

_____ cm²

b) Find the **actual perimeter** of the **part** of the garden which is **covered with grass**. Write your answer in the space below.

_____ metres

4. Look at the **plan** of a garden below. In one corner of the garden is a children's '**play area**'. The garden and the play area are both **square**. The ground in the play area is made up of soft plastic material. The part of the garden **outside the play area** is covered with **grass**.



On the plan: **1 centimetre represents 3 metres**

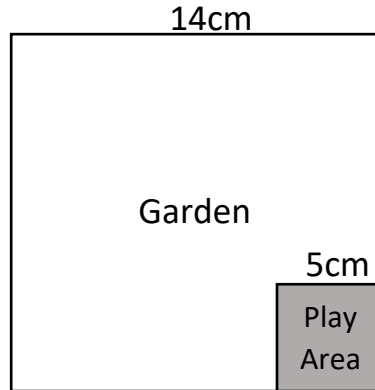
a) Find the **area** of the play area bed **on the plan**. Write your answer in the space below.

_____ cm²

b) Find the **actual perimeter** of the **part** of the garden which is **covered with grass**. Write your answer in the space below.

_____ metres

5. Look at the **plan** of a garden below. In one corner of the garden is a children's '**play area**'. The garden and the play area are both **square**. The ground in the play area is made up of soft plastic material. The part of the garden **outside the play area** is covered with **grass**.



On the plan: **1 centimetre represents 4 metres**

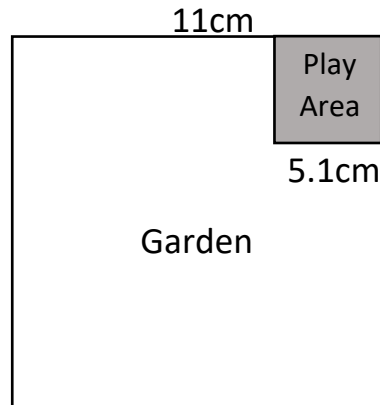
a) Find the **area** of the play area bed **on the plan**. Write your answer in the space below.

_____ cm²

b) Find the **actual perimeter** of the **part** of the garden which is **covered with grass**. Write your answer in the space below.

_____ metres

6. Look at the **plan** of a garden below. In one corner of the garden is a children's '**play area**'. The garden and the play area are both **square**. The ground in the play area is made up of soft plastic material. The part of the garden **outside the play area** is covered with **grass**.



On the plan: **1 centimetre represents 4 metres**

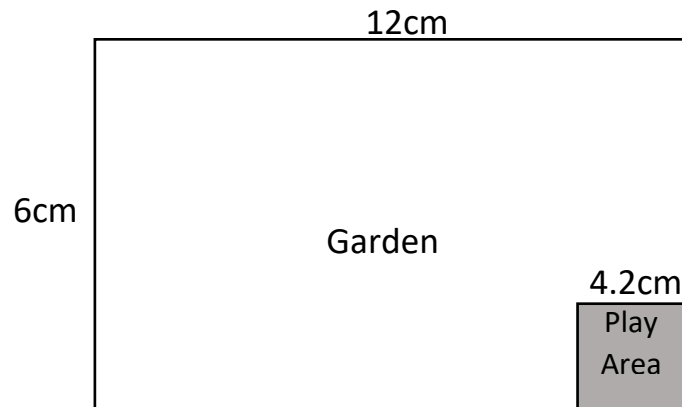
a) Find the **area** of the play area bed **on the plan**. Write your answer in the space below.

_____ cm²

b) Find the **actual perimeter** of the **part** of the garden which is **covered with grass**. Write your answer in the space below.

_____ metres

7. Look at the **plan** of a garden below. In one corner of the garden is a children's '**play area**'. The garden is **rectangular**, and the **play area is square**. The ground in the play area is made up of soft plastic material. The part of the garden **outside the play area** is covered with **grass**.



On the plan: **2 centimetres represents 3 metres**

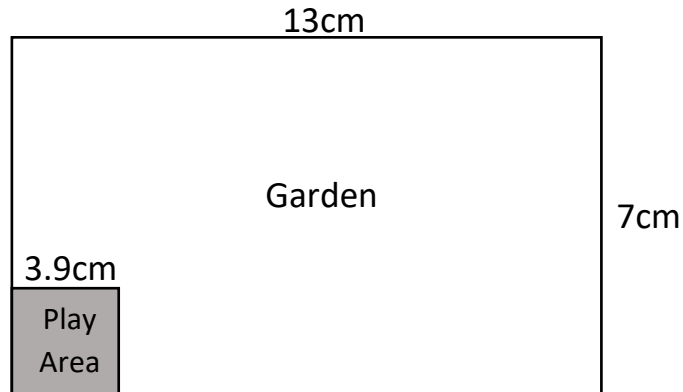
a) Find the **area** of the play area bed **on the plan**. Write your answer in the space below.

_____ cm²

b) Find the **actual perimeter** of the **part** of the garden which is **covered with grass**. Write your answer in the space below.

_____ metres

8. Look at the **plan** of a garden below. In one corner of the garden is a children's '**play area**'. The garden is **rectangular**, and the **play area is square**. The ground in the play area is made up of soft plastic material. The part of the garden **outside the play area** is covered with **grass**.



On the plan: **2 centimetres represents 3 metres**

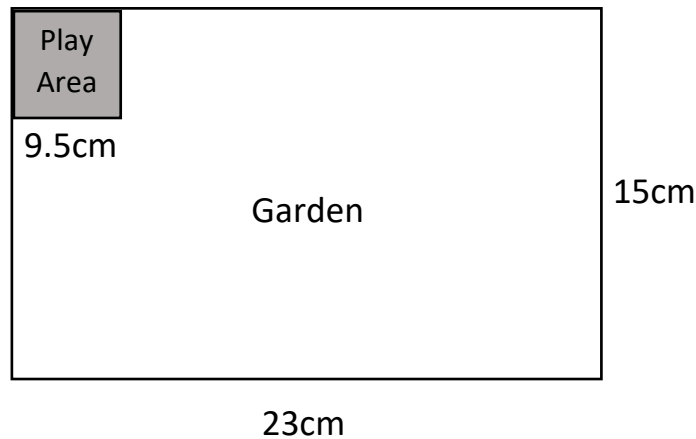
a) Find the **area** of the play area bed **on the plan**. Write your answer in the space below.

_____ cm²

b) Find the **actual perimeter** of the **part** of the garden which is **covered with grass**. Write your answer in the space below.

_____ metres

9. Look at the **plan** of a garden below. In one corner of the garden is a children's '**play area**'. The garden is **rectangular**, and the **play area is square**. The ground in the play area is made up of soft plastic material. The part of the garden **outside the play area** is covered with **grass**.



On the plan: **2 centimetres represents 3 metres**

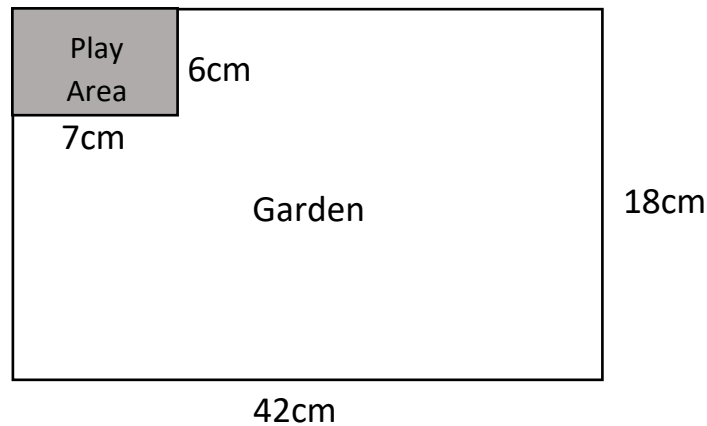
a) Find the **area** of the play area bed **on the plan**. Write your answer in the space below.

_____ cm²

b) Find the **actual perimeter** of the **part** of the garden which is **covered with grass**. Write your answer in the space below.

_____ metres

10. Look at the **plan** of a garden below. In one corner of the garden is a children's '**play area**'. The garden and the play area are both **rectangular**. The ground in the play area is made up of soft plastic material. The part of the garden **outside the play area** is covered with **grass**.



On the plan: **3 centimetres represents 4 metres**

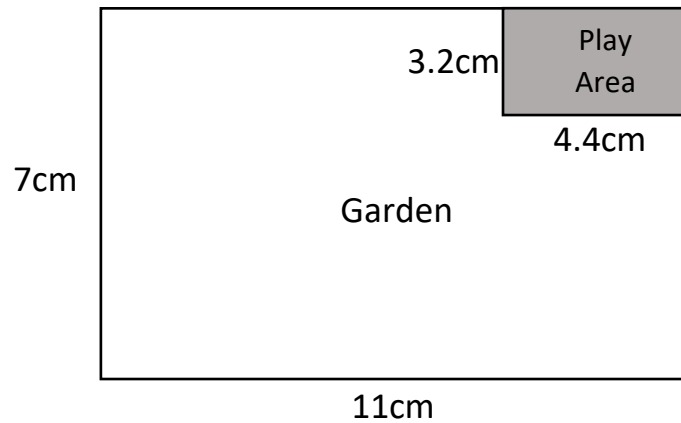
a) Find the **area** of the play area bed **on the plan**. Write your answer in the space below.

_____ cm²

b) Find the **actual perimeter** of the **part** of the garden which is **covered with grass**. Write your answer in the space below.

_____ metres

11. Look at the **plan** of a garden below. In one corner of the garden is a children's '**play area**'. The garden and the play area are both **rectangular**. The ground in the play area is made up of soft plastic material. The part of the garden **outside the play area** is covered with **grass**.



On the plan: **3 centimetres represents 7 metres**

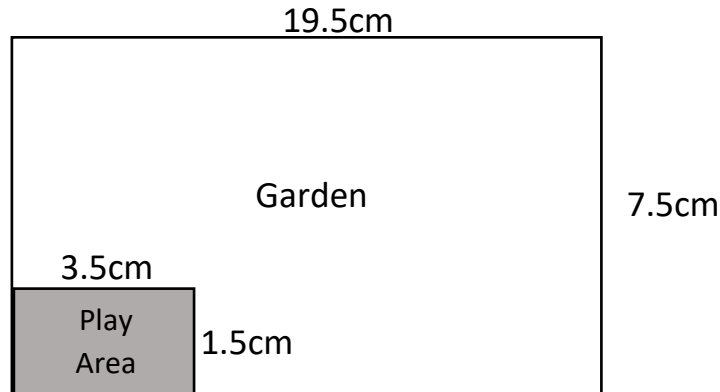
a) Find the **area** of the play area bed **on the plan**. Write your answer in the space below.

_____ cm²

b) Find the **actual perimeter** of the **part** of the garden which is **covered with grass**. Write your answer in the space below.

_____ metres

12. Look at the **plan** of a garden below. In one corner of the garden is a children's '**play area**'. The garden and the play area are both **rectangular**. The ground in the play area is made up of soft plastic material. The part of the garden **outside the play area** is covered with **grass**.



On the plan: **3 centimetre represents 10 metres**

a) Find the **area** of the play area bed **on the plan**. Write your answer in the space below.

_____ cm²

b) Find the **actual perimeter** of the **part** of the garden which is **covered with grass**. Write your answer in the space below.

_____ metres

Answers

- | | |
|--------------------|---------------|
| 1. a) 4 | b) 48 |
| 2. a) 1 | b) 40 |
| 3. a) 9 | b) 96 |
| 4. a) 16 | b) 120 |
| 5. a) 25 | b) 224 |
| 6. a) 26.01 | b) 176 |
| 7. a) 17.64 | b) 54 |
| 8. a) 15.21 | b) 60 |
| 9. a) 90.25 | b) 114 |
| 10.a) 42 | b) 80 |
| 11.a) 14.08 | b) 84 |
| 12.a) 5.25 | b) 180 |